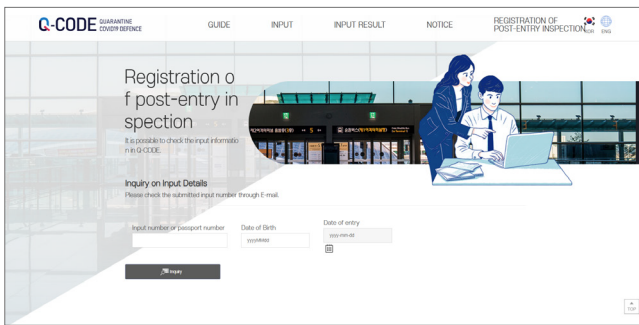
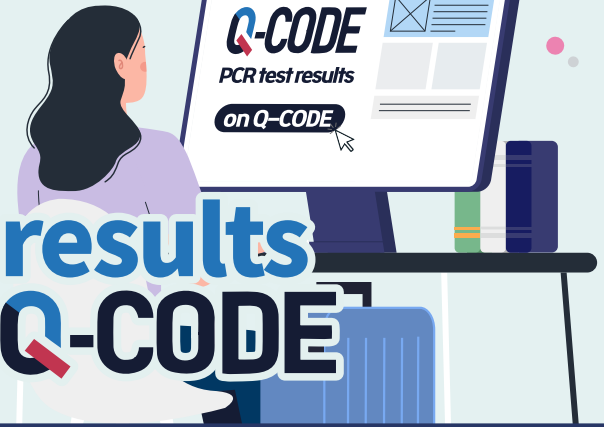
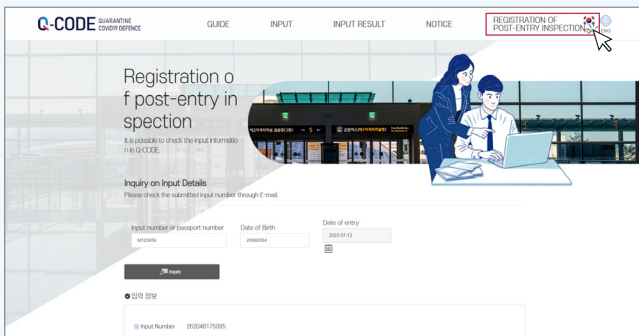


# If you entered the country from China, register your PCR test results obtained after arrival in Q-CODE



## STEP. 1

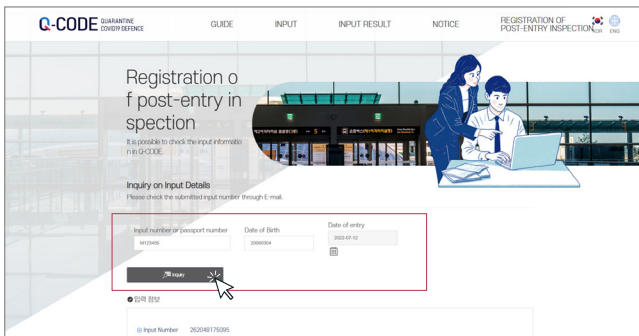
Access the Q-CODE website (<https://cov19ent.kdca.go.kr>)



## STEP. 2

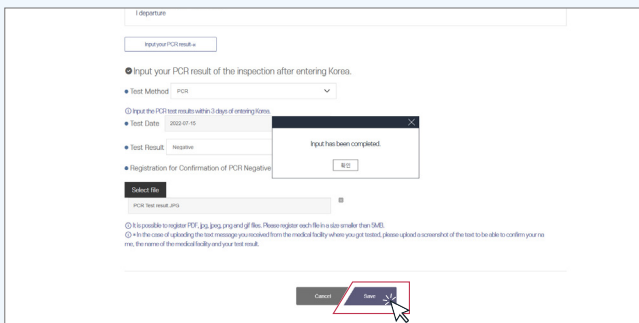
Click on “Registration of post-entry inspection” on the right side of the top banner

- ✓ Please have your passport and PCR test result sheet (or SMS from the testing center) ready.
- ✓ Please register your test results even if you do not use Q-CODE.



## STEP. 3

Enter your input number or passport number, date of birth, and date of entry, and click “inquiry”



## STEP. 4

Enter your test date, test results, etc., and upload the issued test result sheet (or SMS from the testing center) and save.